

1 2 3 4 5 6 7 8 9 10

A

B

C

D

E

F

G

A

B

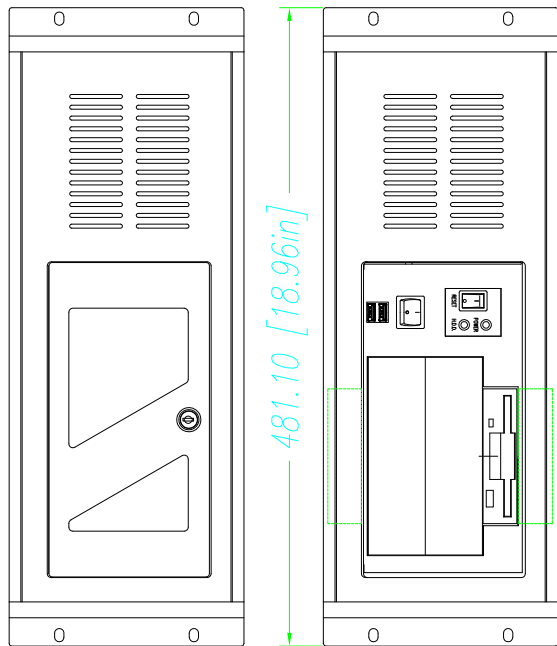
C

D

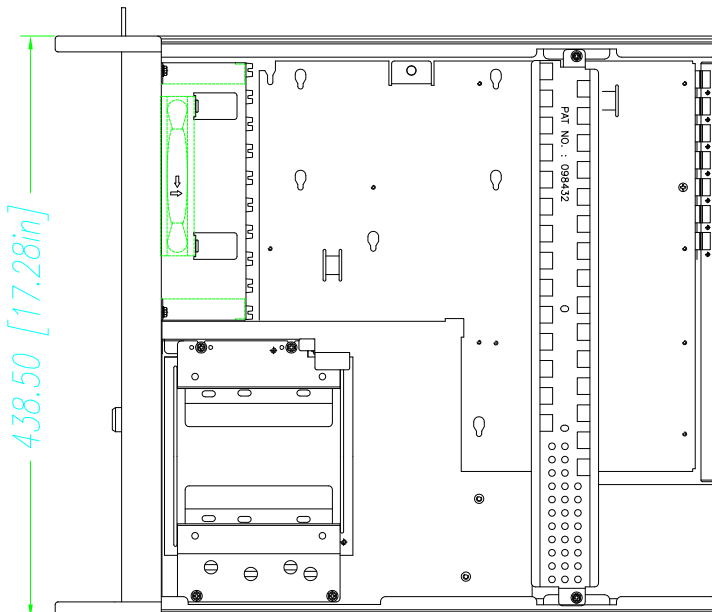
E

F

G




481.10 [18.96in]



438.50 [17.28in]

449.70 [17.72in]

502.70 [19.81in]



426.50 [16.80in]

# 566ATX-USB

<b>PROPRIETARY NOTICE</b> This drawing contains proprietary information of JOYANCE Enterprise Co. Ltd. Any duplication or use of this drawing, in whole or in part, without a written consent from JOYANCE Enterprise Co. Ltd. is strictly prohibited.		<b>MATERIAL</b> SECC <b>TOLERANCES UNLESS NOTED</b> DECIMAL X.XX ±0.12 DECIMAL X.X ±0.25 DECIMAL X ±0.50 ANGULAR ±1°	
<b>CUSTOMER APPROVAL</b>		<b>PART NO</b>	
		<b>ENG DEPT?</b>	
<b>PROJ</b>		<b>SCALE</b> 1:1 DO NOT SCALE DWG	<b>TITLE</b> DIA DRAWING
<b>APP</b>		<b>MODEL</b> 566	<b>FILE NO</b> 566ATX-USB
<b>CHK</b>		<b>UNIT</b> mm	<b>REV.</b> 1
<b>DGN</b>		<b>SHT</b> 10F 1	<b>SIZE</b> A3
<b>DRW</b> Angel	04.01.28		

1 2 3 4 5 6 7 8 9 10